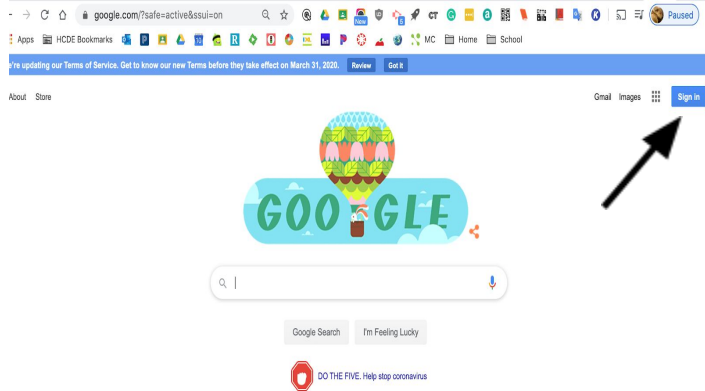


Logging into Google Classroom from Home

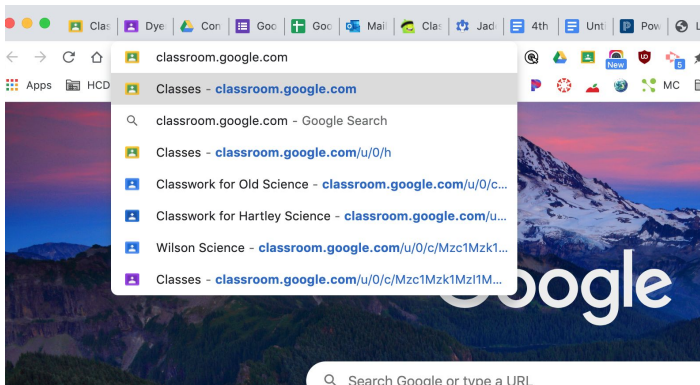
- **Step 1:** Sign in to your Google account by typing in www.google.com into your web browser and clicking the blue sign in button in the upper right corner of the screen. If someone else is logged in already, you will see their round picture in the top right corner. You will need to sign them out.



Your login is: first initial last initial and 5 numbers@students.hcde.org
Example: jr34598@students.hcde.org
Your password is your 8 digit birthday.
Example: 08032010

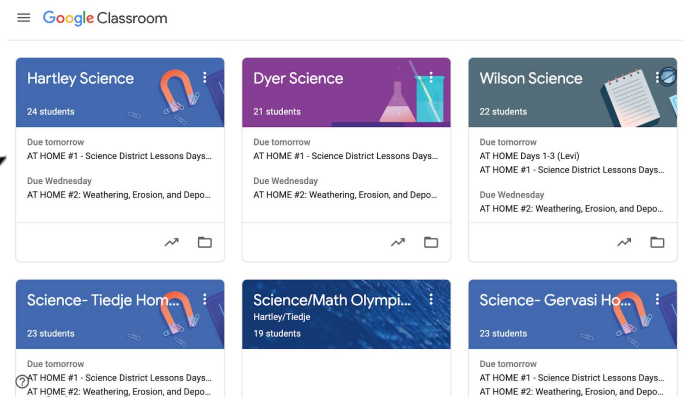
*If you are having trouble logging in from home, make sure all other Google accounts are signed out before you log in.

- **Step 2:** Go to Google Classroom by typing classroom.google.com into the address box.



Google Classroom
<https://classroom.google.com/>
Google Apps for Education: A suite of free productivity tools for classroom collaboration.
[Sign in to Classroom](#)
To sign in for the first time: Web browser Sign in to Classroom at ...
[More results from google.com](#) »

- **Step 3:** Select the class you want to work on. Assignments due next will show up on the main classroom page. To see all assignments, open the Classroom.



- **Step 4:** Read assignment directions carefully. Message your teacher if you have any questions!

- **Steph 5:** Don't forget to SUBMIT or TURN IN your assignment when you are finished so it can be graded!